

Classic, Cylindrical and Modular HPJ Series. Anti-Tailgating Security Portals.



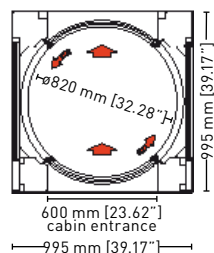
The double interlocking security doors of Alluser Industrie.
A wide range of elegant Security Portals designed, built and developed
with the passion of forty-years experience.

The Classical Series - The charm of tradition

E1 - Standard

Double interlocking automatic security door.

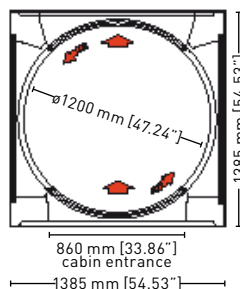
- External Dimensions: 995 x 995 x 2360 h (mm) [39.17" x 39.17" x 7'74" h].
- Cabin Entrance: 600 (mm); [23.62"].
- Working Power: 24 Vdc.
- Max Power Absorbed: 1.2 A/hr.
- Emergency Battery Back-up: 2 - 4 hr.
- Glass Type: P1A [UNI EN 356], P3A [UNI EN 356], P6B [UNI EN 356], BR3 [UNI EN 1063].
- Emergency unlocking device: allows the manual opening of the secure side door.
- Versions: S, R, K, KR.
- R and KR versions: external height 2325 mm [7'7"].



E3 - Maxi

Wide double interlocking automatic security door.

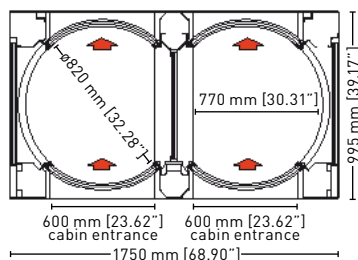
- External Dimensions: 1385 x 1385 x 2360 h (mm) [51.53" x 51.53" x 7'74" h].
- Cabin Entrance: 860 (mm) [33.86"].
- Working Power: 24 Vdc.
- Max Power Absorbed: 1.2 A/hr.
- Emergency Battery Back-up: 2 - 4 hr.
- Glass Type: P1A [UNI EN 356], P3A [UNI EN 356], P6B [UNI EN 356], BR3 [UNI EN 1063].
- Emergency unlocking device: allows the manual opening of the secure side door.
- Versions: S, R, K, KR.
- R and KR versions: external height 2325 mm [7'7"].



E4 - Bibussola

Double interlocking automatic security door with 2 passages. It allows the installation of 2 Secure Portals in a little space.

- External Dimensions: 1750 x 995 x 2360 h (mm) [68.90" x 39.17" x 7'74" h].
- Cabin Entrance: 600 (mm) [23.62"].
- Working Power: 24 Vdc.
- Max Power Absorbed: 1.2 A/hr.
- Emergency Battery Back-up: 2 - 4 hr.
- Glass Type: P1A [UNI EN 356], P3A [UNI EN 356], P6B [UNI EN 356], BR3 [UNI EN 1063].
- Emergency unlocking device: allows the manual opening of the secure side door.
- Versions: S, K.



Outer finishing of the Alluser Industrie Portals can be customized with the materials displayed below:



satined steel



satined bronze



polished steel



polished bronze



wood




marble

RAL

wide range of RAL colour available with smooth or embossed effect



S Version (Standard): already assembled Portals with a 70 mm floor.



R Version (Flush Mount to Floor version): already assembled Portals with a 20 mm floor.



K Version (Kit-Flush Mount to Floor Version): the Portals have a 20 mm base and come unassembled in special packaging.



KR Version (Kit-Flush Mount to Floor version): the Portals have a 20 mm base and come unassembled in special packaging.



Remote Control Panel: It allows an easy and intuitive control of the Secure Portal. **Now available with Display!**



A.P.D. - Anti Piggy-backing Device: The new ultrasonic ceiling-mounted sensors. Allowing the transit of only one person at a time.



Emergency unlocking device: Allowing manual opening of the automatic door.



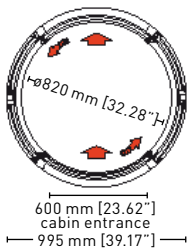
O/shell: Horizontal bracket for access control reader integration.

The Cylindrical Series - Today security is elegant

C1 - Cilindro Standard

Cylindrical double interlocking automatic security door.

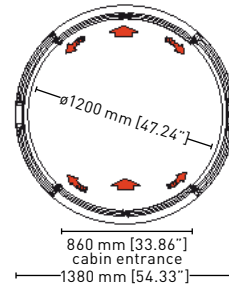
- External Dimensions: 995 Ø x 2360 h (mm) [39.17" x 7'74" h].
- Cabin Entrance: 600 (mm) [23.62"].
- Working Power: 24 Vdc.
- Max Power Absorbed: 1.2 A/hr.
- Emergency Battery Back-up: 2 - 4 hr.
- Glass Type: P1A [UNI EN 356], P3A [UNI EN 356], P6B [UNI EN 356], BR3 [UNI EN 1063].
- Emergency unlocking device: allows the manual opening of the secure side door.
- Versions: S, R, K, KR.
- R and KR versions: external height 2325 mm [7'7"].



C3 - Cilindro Maxi

Wide cylindrical double interlocking automatic security door.

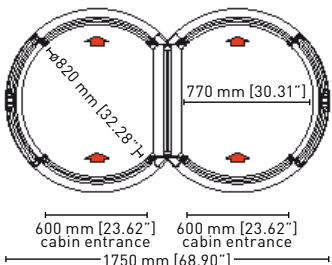
- External Dimensions: 1380 Ø x 2360 h (mm) [54.33" x 7'74" h].
- Cabin Entrance: 860 (mm) [33.86"].
- Working Power: 24 Vdc.
- Max Power Absorbed: 1.2 A/hr.
- Emergency Battery Back-up: 2 - 4 hr.
- Glass Type: P1A [UNI EN 356], P3A [UNI EN 356], P6B [UNI EN 356], BR3 [UNI EN 1063].
- Emergency unlocking device: allows the manual opening of the secure side door.
- Versions: S, R, K, KR.
- R and KR versions: external height 2325 mm [7'7"].



C4 - Cilindro Bibussola

Cylindrical double interlocking automatic security door with 2 passages. It allows the installation of 2 Secure Portals in a little space.

- External Dimensions: 1750 x 995 x 2360 h (mm) [68.90" x 39.17" x 7'74" h].
- Cabin Entrance: 600 (mm) [23.32"].
- Working Power: 24 Vdc.
- Max Power Absorbed: 1.2 A/hr.
- Emergency Battery Back-up: 2 - 4 hr.
- Glass Type: P1A [UNI EN 356], P3A [UNI EN 356], P6B [UNI EN 356], BR3 [UNI EN 1063].
- Emergency unlocking device: allows the manual opening of the secure side door.
- Versions: S, K.



REVERSIBLE!

C5 - Cilindro Robota

Cylindrical double interlocking automatic security door with the emergency exit incorporated in the structure.

- External Dimensions: 995 Ø x 1795 x 2360 h (mm) [39.17" Ø x 70.97" x 7'74" h].
- Cabin Entrance: 600 (mm) [23.32"].
- Cabin Entrance in Emergency mode: 1200 (mm) [47.24"]
- Working Power: 24 Vdc.
- Max Power Absorbed: 1.2 A/hr.
- Emergency Battery Back-up: 2 - 4 hr.
- Glass Type: P1A [UNI EN 356], P3A [UNI EN 356], P6B [UNI EN 356], BR3 [UNI EN 1063].
- Emergency unlocking device: allows the manual opening of the secure side door.
- Emergency no panic shackle door with electromagnet incorporated.
- Versions: S, R, K, KR.
- R and KR versions: external height 2325 mm [7'7"].



HPJ Series - Aesthetic design meets the talent

HPJ (140 - 190) ^{NEW!}



'Half portal' designed to be installed as a retrofit to an existing door.

- External Dimensions: 1381 x 890* x 2325** h (mm) [54.37" x 35" x 7'7" h].
- Cabin Entrance: 900 (mm) [35.43"].
- Working Power: 24 Vdc.
- Software designed to manage any type of existing door system (swing with electrical strike, automatic door operator, sliding door operator and so on).
- Max Power Absorbed: 1.2 A/hr.
- Emergency Battery Back-up: 2 - 4 hr.
- Glass Type: P1A [UNI EN 356], P3A [UNI EN 356], P6B [UNI EN 356], BR3 [UNI EN 1063].
- Emergency unlocking device: allows the manual opening of the secure side door.
- Versions: R, KR; 140, 190.

FPJ 1A (140 - 190) ^{NEW!}



'Half portal' with a manual swing door.

- External Dimensions: 1381 x 920* x 2325** h (mm) [54.37" x 36.22" x 7'7" h].
- Cabin Entrance: 900 (mm) [35.43"].
- Working Power: 24 Vdc.
- Max Power Absorbed: 1.2 A/hr.
- Emergency Battery Back-up: 2 - 4 hr.
- Glass Type: P1A [UNI EN 356], P3A [UNI EN 356], P6B [UNI EN 356], BR3 [UNI EN 1063].
- Emergency unlocking device: allows the manual opening of the curved doors.
- Versions: R, KR; 140, 190.

FPJ 2S (140 - 190) ^{NEW!}



'Half portal' with 2 automatic sliding doors.

- External Dimensions: 1865 x 992* x 2325** h (mm) [73.43" x 39.05" x 7'7" h].
- Cabin Entrance: 900 (mm) [35.43"].
- Working Power: 24 Vdc.
- Max Power Absorbed: 1.2 A/hr.
- Emergency Battery Back-up: 2 - 4 hr.
- Glass Type: P1A [UNI EN 356], P3A [UNI EN 356], P6B [UNI EN 356], BR3 [UNI EN 1063].
- Emergency unlocking device: allows the manual opening of the secure side door.
- Versions: R, KR; 140, 190.

FPJ 2HP (140 - 190) ^{NEW!}



Full double interlocking door system made up of 2 HPJ 140 units, connected by a central element with variable dimensions.

- External Dimensions: 1381 x 1910* x 2325** h (mm) [54.33" x 75.20" x 7'7" h].
- Cabin Entrance: 900 (mm) [35.43"].
- Working Power: 24 Vdc.
- Max Power Absorbed: 1.2 A/hr.
- Emergency Battery Back-up: 2 - 4 hr.
- Glass Type: P1A [UNI EN 356], P3A [UNI EN 356], P6B [UNI EN 356], BR3 [UNI EN 1063].
- Emergency unlocking device: allows the manual opening of the secure side door.
- Versions: R, KR; 140, 190.

*Length extension available on request

** Various heights available on request

aalluser
INDUSTRIE
designed for your security

via dell'Industria, 18
35020 Due Carrare (Padova). Italy
tel +39 049 9115211
fax +39 049 5290223
www.alluserindustrie.com
alluser@alluserindustrie.com

Authorised Distributor:

MEESONS
FACILITATING ACCESS - PEOPLE AND PROPERTY

Meesons AI Limited

T 0870 787 7846 F 01756 797570

enquiries@meesons.com

www.meesons.com

Cardea House, Sidings Business Park, Skipton, North Yorkshire, BD23 1TB, UK

Specifications and descriptions displayed in this brochure are subject to change without notice.