

EasyGate SR

The EasyGate SR speed gate is a minimal look design with a small footprint. The SR speed gate cabinet is 1000mm in length and is also available in a 1320mm cabinet for added security

MAIN FEATURES

- Fully customisable finish
- Small footprint ideal for space restricted areas
- Adjustable opening and closing speeds
- Extended lanes for enhanced tailgating detection

DIMENSIONS

Cabinet height: 990mm
 Cabinet length: 1000/ 1320mm
 Cabinet width: 120mm
 Barrier height: 835mm

PASSAGE WIDTH

SR 1000

1 wing: Standard 550mm (Max. 550mm)
 2 wings: Standard 650mm (Max. 1000mm)

SR 1320

1 wing: Standard 650mm (Max. 650mm)
 2 wings: Standard 650mm (Max. 1000mm)

BASE AND HOUSING

Brushed Stainless Steel (AISI 304)

TOP LID

Black Glass Panel

BARRIER

Glass Wing (10mm, tempered)

SIDE INFILL PANEL

6mm tempered glass

POWER SUPPLY

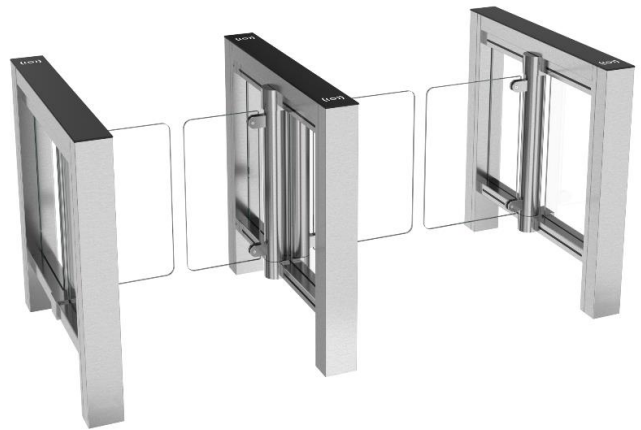
13.8V DC/ 24V AC

COMMUNICATION INTERFACE

RS-485/ USB/ Ethernet

NUMBER OF SENSORS

1000: 24 pairs
 1320: 36 pairs



EasyGate SR 1000

TAILGATING AND CROSS OVER DETECTION

Yes

CLIMBOVER DETECTION

Yes - electronic detection

OPERATING ENVIRONMENT

Indoor

RANGE OF OPERATING TEMPERATURE

+10°C to +50°C
 -25°C to +50°C with heating module

EMERGENCY MODE


Open manually or automatically
 (with power backup)

MCBF

3,000,000 cycles (Based on recommended maintenance schedule)

OPTIONS INCLUDED

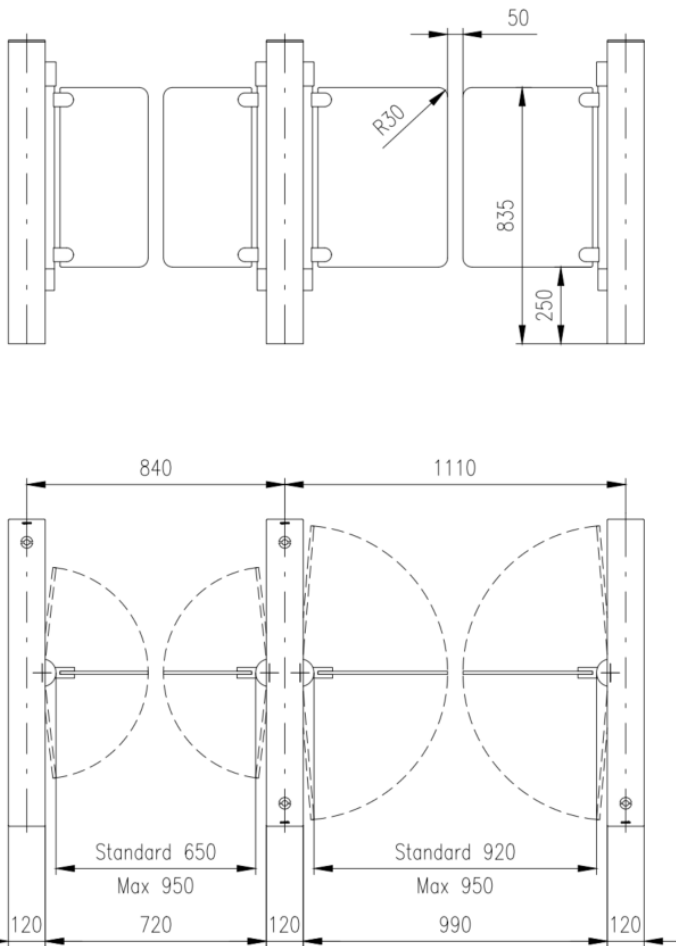
- RFID reader bracket (flush mounted)
- LED lane light
- WAV player
- Outdoor package
- Wing light
- RF remote control
- EasyTouch Control panel
- Touch Panel
- TMON
- SuperCap (emergency power back-up)
- Integration of barcode scanner **
- Ramp LT



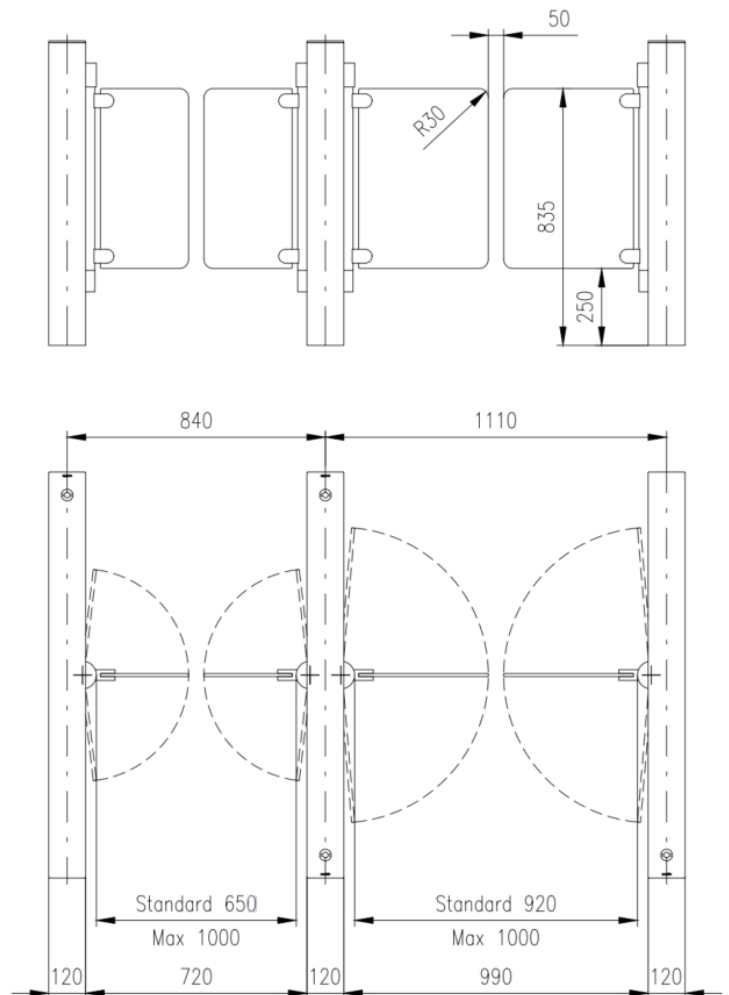
EasyGate SR 1320

**EasyScan Only

SR 1000



SR 1320



As our policy is to continually improve the products we offer, we reserve the right to amend specifications without prior notice. Further product drawings are available on request 02/22